



BRONZE SERIES

24-Gauge Steel Door

B4S

Standard Classic Raised Panel
with woodgrain textured surface



B4L

Long Ranch Panel
with woodgrain textured surface



Model B4S Standard Classic Raised Panel with optional Charleston 508 Decorative Insert Series Windows.

- 24-gauge steel for durable, lasting performance.
- Two panel designs to complement your home.
- New patented finger-protection design helps push fingers out of harm's way.

- New Weatherstop™ joint seal helps seal against the elements.
- Galvanized springs improve cycle life and appearance.
- A variety of window options to customize your home.
- 20-year limited warranty offers peace of mind.

Attractive and reliable, Ideal Door® is the smart choice! Durable 24-gauge steel with two attractive panel designs provides years of long lasting beauty. The new patented finger-protection joint with Weatherstop™ seal helps protect against accidents and outside elements. Unique and durable hardware and counterbalance systems provide years of trouble-free performance while four



Due to printing process, colors may vary. Please request an accurate color chip.



Models B4S, B4L

Features



- Durable Construction:** 2" thick 24-gauge steel provides durable, long lasting performance.
- Design and surface texture:** Standard Classic or Long Ranch style panels with beautiful woodgrain texture complement any home design.
- Finger-protection joint with Weatherstop™ seal:** Patented joint design and seal help provide protection against accidents and air and water infiltration.
- Bottom weatherseal system:** Bottom vinyl weatherseal in rust-free aluminum retainer helps seal irregular floors against the elements.

Paint System

The Ideal Door® paint system starts with a hot-dipped galvanized steel surface which is then coated on both sides with a baked-on primer and topped with a baked-on polyester top coat in white, almond, sandtone, or brown. The surface may also be painted with a high quality latex paint to complement your home's trim.



Patented Safe-T-Bracket™

This specially designed bottom bracket helps prevent serious injury that could occur if the bottom brackets were removed while the door is closed and under tension.



Galvanized Springs

Durable, corrosion resistant galvanized torsion springs last 50% longer than industry standard springs and offer a more attractive, polished appearance.

Step/grip handle

Durable step/grip handle is color matched to blend in with the door's exterior.

Doors are available up to 20' wide and 12' high.

Warranties: 20-year limited paint system, 5-year limited hardware, 3-year limited galvanized torsion spring warranties.

Decorative Insert And Designer Windows: Plain, Decorative Insert or Designer windows can add that custom touch to your home's unique design.

Decorative Insert Series Windows

Model B4S



Model B4L



Designer Classics Windows

Model B4S all widths



Model B4L all widths



| Door Width | # Panels/Windows Across B4S | # Panels/Windows Across B4L | Door Height | Sections High |
|------------|-----------------------------|-----------------------------|----------------------------|---------------|
| 8', 9' | 4 | 3 | 8'0" to 7'0" | 4 |
| 12' | 6 | 5 | 9'0" to 10'0" | 6 |
| 16', 18' | 8 | 7 | 10'0" to 12'0" | 8 |
| | | | Available in 2" increments | |

Distributed By

For the location of a dealer, call 1-877-599-6400. For more information about this and other Ideal Door® products, call 1-877-599-6400. ©2009 Ideal Door®. All rights reserved. Printed in U.S.A.



SILVER SERIES

Steel Doors with 7/8" Bonded Insulation

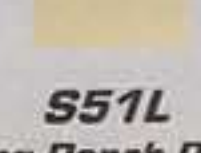
S51S

Standard Classic Raised Panel
with woodgrain textured surface




S51F

Flush Design
with woodgrain textured surface



S51L

Long Ranch Panel
with woodgrain textured surface




Model S51L Long Ranch Panel with woodgrain textured surface.

- Three panel designs to complement your home.
- New patented finger-protection design helps push fingers out of harm's way.
- 7/8" polystyrene bonded to 25-gauge steel improves energy-efficiency.

- New Weatherstop™ joint seal helps seal against the elements.
- Galvanized springs improve cycle life and appearance.
- A variety of window options to customize your home.
- 15-year limited warranty offers peace of mind.

Attractive and reliable, Ideal Door® is the smart choice! With polystyrene insulation bonded to the steel skin, these doors offer improved energy-efficiency and quieter operation. The new patented finger-protection joint with Weatherstop™ seal helps protect against accidents and outside elements. Unique and durable hardware and counterbalance systems provide years of trouble-free performance while a wide variety of panel designs, colors, and window options will add that one-of-a-kind look to increase your home's curb appeal.



Due to printing process, colors may vary. Please request an accurate color chip.



Model S51F Flush Design Panel with woodgrain textured surface.



Model S51S Standard Classic Raised Panel with woodgrain textured surface.

Models S51S, S51F, S51L

Features



- Durable Construction:** 2" thick 25-gauge steel door with 7/8" polystyrene insulation bonded to steel provides energy-efficient, quiet and long lasting operation. Insulation backed with a durable vinyl cover.
- Design and surface texture:** Standard Classic, Flush or Long Ranch style panels with beautiful woodgrain texture complement any home design.
- Finger-protection joint with Weatherstop™ seal:** Patented joint design and seal help provide protection against accidents and air and water infiltration.
- Bottom weatherseal system:** Bottom vinyl weatherseal in rust-free aluminum retainer helps seal irregular floors against the elements.

Paint System

The Ideal Door® paint system starts with hot-dipped galvanized steel which is then coated on both sides with a baked-on primer and topped with a baked-on polyester top coat in white, almond, sandtone, or brown. The surface may also be painted with a high quality latex paint to complement your home's trim.



Patented Safe-T-Bracket™

This specially designed bottom bracket helps prevent serious injury that could occur if the bottom brackets were removed while the door is closed and under tension.



Galvanized Springs

Durable, corrosion resistant galvanized torsion springs last 50% longer than industry standard springs and offer a more attractive, polished appearance.

Step/grip handle

Durable step/grip handle is color matched to blend in with the door's exterior.

Warranties: 15-year limited paint system, 5-year limited hardware, 3-year limited galvanized torsion spring warranties.

Decorative Insert And Designer Windows: Plain, Decorative Insert or Designer windows can add that custom touch to your home's unique design.

Decorative Insert Series Windows

Models S51S, S51F



Model S51L



Designer Classics Windows

Models S51S, S51F all widths



Model S51L all widths



| Door Width | # Panels/Windows Across S51S/S51F | # Panels/Windows Across S51L | Door Height | Sections High |
|------------|-----------------------------------|------------------------------|----------------------------|---------------|
| 8', 9' | 4 | 3 | 8'0" to 7'0" | 4 |
| 12' | 6 | 5 | 9'0" to 10'0" | 6 |
| 16', 18' | 8 | 7 | 10'0" to 12'0" | 8 |
| | | | Available in 2" increments | |

Distributed By

For the location of a dealer, call 1-877-599-6400. For more information about this and other Ideal Door® products, call 1-877-599-6400. ©2009 Ideal Door®. All rights reserved. Printed in U.S.A.